

Telephone
(513) 662-5606

James R. Dibowski
Examiner of Questioned Documents
3183 Dickinson Road
Cincinnati, Ohio 45211

March 16, 1989

Mr. John M. Dowd
Attorney at Law
Herron, Buchette, Ruckert & Rothwell
Suite 700, 1025 Thomas Jefferson Street
N.W. Washington, D.C. 20007

Dear Mr. Dowd:

In compliance with an oral request I received on March 9, 1989, from Mr. Joseph E. Daly, Business Risks International, I made a comparison of the sample writings furnished by Danita Marcum and Paul Janszen with the entries on the questioned exhibits described herein to determine whether or not either of them wrote any of the entries in question. I have numbered the questioned sheets from 1 thru 25 with red ink for identification.

Questioned Exhibits

- Q-1 Three xerox sheets bearing questioned handprinted thru entries. They are dated Dec. 30, 4-9-87 and Q-3: 4-10-87, respectively.
- Q-4 Twenty-two xerox sheets bearing mostly handwritten thru entries but also a few handprinted letters. The Q-25: sheets are dated between 4-7 and 5-13. The entries on these sheets have been admitted by Paul Janszen as having been written by him, but I have considered them as questioned writings.

Known Writing and Printing

- K-1: Five sheets of paper bearing sample writing and printing furnished by Danita Marcum on March 8, 1989.
- K-2: Five sheets of paper bearing sample writing and printing furnished by Paul Janszen on March 8, 1989.

Results of the Comparisons

- a) I have reached the opinion that the entries on Exhibits Q-1 thru Q-3 were not written by Danita Marcum or Paul Janszen.
- b) I have reached the opinion that the first three entries on Exhibit Q-22 were written by Danita Marcum.

(Results cont'd)

- c) The available handwriting evidence indicate it is probable all the entries on Exhibits Q-4 thru Q-25, with exception of the first three lines on Q-22 , were written by Paul Janszen.

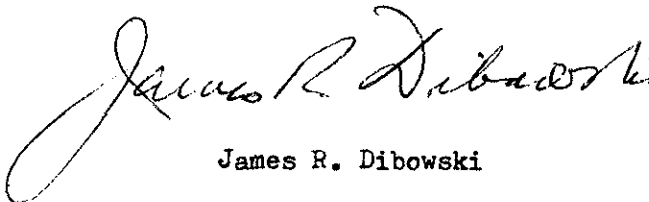
Remarks

A comparison of the questioned entries with the known writings of Danita Marcum and Paul Janszen has resulted in the conclusions listed herein.

Even though Paul Janszen has admitted writing the entries on Exhibits Q-4 thru Q-25 I have not been able to definitely identify him as the writer. The sample handwriting furnished by him was carefully and formally written and there is not complete agreement with the rapidly written entries in question. There is sufficient agreement, however, to indicate it is probable he wrote the entries on those sheets with the exception noted.

All the exhibits submitted are herewith.

Sincerely,

A handwritten signature in cursive script, reading "James R. Dibowski". The signature is written in dark ink and is positioned above the typed name.

James R. Dibowski

Background and Experience of James R. Dibowski
as an Examiner of Questioned Documents.

1. Twenty-seven years experience as an Examiner of Questioned Documents in the Postal Inspection Service Crime Laboratory in Cincinnati, Ohio. (1950 thru 1976)
2. From 1962 until his retirement at the end of 1976 he was Director of the Postal Crime Laboratory in Cincinnati.
3. From 1976 until the present he has been engaged in private practice as an Examiner of Questioned Documents.
4. He was trained under an apprenticeship program in the Cincinnati Crime Laboratory from 1947 thru 1949. This training included a study of procedures used in identifying handwriting, handprinting and typewriting, determining makes and models of typewriters from examination of typescripts, restoring eradicated, obliterated and charred documents to legibility, comparisons of inks and papers, and miscellaneous problems relating to documents.
5. He has handled over 10,000 document cases.
6. He examined about a quarter-million documents for the Postal Inspection Service.
7. He has qualified and testified as an expert witness over 500 times in State and Federal Courts in twenty-two states.
8. He has trained five other persons as Examiners of Questioned Documents, one of whom succeeded him as Director of the Cincinnati Laboratory, and another became Assistant Director of the Postal Crime Laboratory in New York City.
9. He has lectured on Questioned Documents at Louisiana State University, Case-Western Reserve University, University of Georgia, and the University of Cincinnati.
10. He is a life member of the International Association for Identification, and is a Fellow in the American Academy of Forensic Sciences. He was Chairman of the Questioned Document Section of the former organization in 1965, and was on the membership committee of the latter group.
11. He has written articles on Questioned Documents which have been published.
12. On numerous occasions he has assisted other Federal Agencies with document problems, such as the Secret Service, Food and Drug Administration, F.B.I., Bureau of Narcotics, Alcohol, Tobacco Tax, and Firearms Division, Internal Revenue Service, Customs Office, the Army, Navy and Marines, and others.
13. During his career with the Postal Crime Laboratory and since that time he has on many occasions provided his services to various police departments and prosecutors in major cases.

14. He is qualified in the development, comparison and identification of finger and palm prints.
15. He received the highest award given by the United States Secret Service, the Director's Honor Award, for providing his expertise to that agency over a period of twenty-five years.
16. He received the "Man of the Year" award from the Chattanooga Division of the Postal Inspection Service for expert assistance rendered the Postal Inspectors in the States of Tennessee, Alabama and Mississippi for twenty-seven years.
17. Since his retirement from the Postal Inspectors' Crime Laboratory at the end of 1976 he has handled numerous civil and criminal matters in which documents were involved. Some of these are:

Medical malpractice	Murder cases
Vote frauds	Bank Embezzlements
Forged wills	Medicare fraud
Mailing of a bomb	Criminal Damaging
Forged Deeds	Spurious Promissory Notes
Counterfeit drafts	Forged checks
18. Since 1976 he has continued his cooperation with the Hamilton County Prosecuting Attorney and has assisted him in numerous cases.
19. In 1983 he provided expert assistance to the U. S. Attorneys in the Eastern District of Kentucky and the Southern District of Ohio.
20. Also, in 1983 he provided his expertise to the Presidential Task Force established recently to combat the influx of drugs into the United States. That case involved the laundering of \$10,000,000 of drug money at banks in the Covington, Kentucky area.
21. In 1982 he provided expert assistance to two attorneys in Miami, Florida, in the trial of a case which concluded with an award of over \$25,000,000 to one person, the highest amount ever granted to one individual in the State of Florida.
22. In 1984 he assisted the U. S. Attorney for the Southern District of Ohio in the successful prosecution of the head of a major drug smuggling operation. The defendant was charged with importing drugs worth \$42,000,000.
23. In June of 1985 he assisted the Hamilton County Prosecutor (Cincinnati) in the prosecution of serial killer Alton Coleman by relating Coleman to a handprinted message on a wall above the body of a teenage girl victim.
24. In the summer of 1987 he assisted the Hamilton County Prosecutor in the investigation of the murders (58) committed by serial killer Donald Harvey by relating his handprinting to a hidden list of some of his victims.
25. In the fall of 1988 he assisted the U. S. Attorney at Louisville in the successful prosecution of the national president of the Hells Angels Motorcycle Club who was charged, together with other Angels, with conspiracy to commit murder and the illegal interstate transportation of explosives.

3/8/89
84

Basketball 4-7

W Chicago	+2000	}	-400
W Cleveland	+2000		
L Golden State	+2000		
L Washington	-2200		

Baseball 4-7

L Philly	-2400	}	-4800
L L.A. Dodgers	-2400		

Baseball 4-8

L Philly	-2400	}	-4800
L LA Dodgers	-2400		

Baseball 4-8

W Reds	+2000	}	+3800
L Boston	-2200		
W Minnesota	+2000		
W California	+2000		

Basketball 4-8

V San Antonio	-2200	}	-6600
V Dallas	-2200		
V Philly	-2200		
V New Jersey	-2200		

Paul George
3-8-89 page 1

3/8/89
24

5-13 Basketball
W Detroit +2000
W Milwaukee +2000 } +4000

5-13 Hockey - René
W Edmonton +500 } +500

Balance +4200

12 Wins
6 Loss

12 WINS
6 LOSS

<u>WIN</u>	<u>LOSS</u>
+5600	-28,200
+4200	-21,400
<hr/>	-1,200
+9800	-26,900
77,700	<hr/>
-9800	77,700
<hr/>	
67,900	67,900 Losses
<hr/>	-57,000 PAID
<u>67,900</u>	10,900 VAL

3/8/89
9 1/2

4-10-87

BOSTON - 6 LOSS
 MIL - 5 W
 DET + 6 W
 UTAH - 5 L
 LA - 15 1/2 L
 PORTLAND - 7 1/2 L

MINN W
 TEXAS L
 CINTI W CINCY W
 PHILLY L

4-11-87

CIN W
 ST LOUIS W
 L.A. W

HOUSTON W L DENVER + 8 1/2
 DET W L CLEVELAND + 9 1/2
 MIL W L SAN ANTON + 9 1/2
 SEATTLE W L SACRAM - 5
 PHILLY L

Paul Janyo
 3-8-89
 Page 3

3/8/89
9

17,750 L AR. ST -7 5 DIMES
 DEC 30TH L IOWA -4½ 5 DIMES L
 OVER 56 3 DIMES L
 DEC 31ST
 DEC 31TH L S. CAROLINA -3½ 5 DIMES

TEXAS +3½ VS. 5 PITTSBURG
 PENN ST. VS. 2½ CLEMSON

FLOR ST. 4 VS. NEBRAS.

TEXAS A+M VS. N. DAME

SYRACUSE VS. 2½ AUBURN

U.S.C. 2 VS. MICH. ST.

MIAMI VS. OK. -3

ALABAMA -2 VS. MICHIGAN
 MICHIGAN

INDPLS +6½ VS. TENN.

34,500 HOUSTON +2 VS. SEATTLE

2,000
 2,500 MINN AT NEW ORLEANS
 N.O. -7

Paul J. J...
 3-8-89 page 4

3/8/89
24

Left Hand
↓

SYRACUSE TEXAS A+M
~~Basford~~ 12345678910
ALABAMA

A B C D E F G H I J K L M N O P Q R
S T U V W X Y Z 1 2 3 4 5 6 7 8 9 10

A B C D E F G H I J K L M N O P Q R S
T U V W X Y Z

a b c d e f g h i j k l m n o p q r s
t u v w x y z

a b c d e f g h i j k l m n o p q r s
t u v w x y z

1 2 3 4 5 6 7 8 9 10 11 12 13 14 15 16 17 18 19 20
21 22 23 24 25 26 27 28 29 30 31 32 33 34 35

Jan Feb March April May June July Aug
Sept Oct Nov Dec

I have voluntarily furnished this page +
4 other containing my handwriting to Joseph E. Dohy

Paul J. Ryan 3-8-89

3-8-89
Paul J. Ryan
Page 5

3/8/89
A

~~Baseball~~

Basketball April 7

- W Chicago + 2000
- W Cleveland + 2000 = 400
- L Golden State - 2200
- L Washington - 2200

Baseball April 7

- L Philly - 2400 = 4800
- L LA Dodgers - 2400

Baseball 4-8

- L Philly - 2400 = 4800
- L LA - 2400

Baseball 4-8

- W Reds + 2000
- L Boston - 2200 = +3800
- W Minnesota + 2000
- W California + 2000

Basketball 4-8

- L San Antonio - 2200
- L Dallas - 2200 = -6600
- L Philly - 2200
- L New Jersey - 2200

3/8/89
8/41

May 13 Basketball
W Detroit +2000 = +4000
W Milwaukee +2000

May 13 Hockey - Rene'
W Edmonton +500 = +500

Balance + 4200

6 Loss
12 Win

WIN	LOSS
+5600	-28,200
+4200	-21,400
+9800	-1,200
	-26,900
	-77,700

-77,700 -67,900

+ 9,800
67,900

67,900 Losses
-57,000 PAID
10,900 VAL

3/8/89
Fuj

4-10-87

- Boston - 6
N MILL. - 5
V DET. + 6
- UTAH - 5
- LA - 15 1/2
- PORTLAND - 7 1/2

V MINN
- TEXAS
N CINN
- Philly

4-11-87

CINN - Cin W
SE. LOUIS W
LA W

HOUSTON W	L DENVER + 8 1/2
DET W	L CLEV. + 9 1/2
MILL W	L SAN. TON. + 9 1/2
SEATTLE W	L SAC. - 5
PHILLY L	

Page 3
3-8-89
Nanika M... ..

3/1/89
4/1

17,750

DEC 30th

L ARIZ ST	-7	5 DIMES	
L IOWA	-4 1/2	5 DIMES	L
over	56	3 DIMES	L

31st

DEC 31st

L S. CAROLINA	-3 1/2	5 DIMES	
---------------	--------	---------	--

Texas	+3 1/2	verses P. HSBURG	5
PENNST.		verses CLEMSON	2 1/2
FL. ST.	4	VS	NEBR.

TEXAS AM	VS	N. DAME
----------	----	---------

SARACUSE	VS	2 1/2 AUBURN
----------	----	--------------

USC	2	VS	MICH. ST
-----	---	----	----------

MIAMI	VS	OK	-3
-------	----	----	----

ALABAMA	-2	VS	MICHIGAN
			MICHIGAN

IND.	+6 1/2	VS	TENN.
------	--------	----	-------

34,500

HOUSTON	+2	VS	SEATTLE
---------	----	----	---------

12,000

2,500

MINN	AT	N. ORLEANS	N.O. 7
------	----	------------	--------

page 4 3-8-89

Wanita Marcum

3/8/89

WITH LEFT HAND

Syracuse
Basketball
ALBAMA

TEXAS A.M
1 2 3 4 5 6 7 8 9 10

A B C D E F G H I J K L M N O P Q R S T
U V W X Y Z 1 2 3 4 5 6 7 8 9 10

A B C D E F G H I J K L M N O P Q R S T U V
W X Y Z

A B C D E F G H I J K L M N O
~~XXXXXXXXXX~~
P Q R S T U V W X Y Z

a b c d e f g h i j k l m n o p q r s
t u v w x y z

1 2 3 4 5 6 7 8 9 10 11 12 13 14 15 16 17 18
19 20 21 22 23 24 25 26 27 28 29 30 31

Jan. Feb. Mar. Apr. May. June Jul. Aug.
Sept. Oct. Nov. Dec.

I have voluntarily furnished this page
and 4 others containing my hand
writing, to Group E. Daly

age 5
Lester Marcum
3-8-89

Lester Marcum
3-8-89

17750 L AR. ST - 7 5 DIMES
 DEC 30TH L IOWA - 4¹/₂ 5 DIMES L
 QUER 56 3 DIMES L
 DEC 31TH L S. CAROLINA - 3¹/₂ 5 DIMES

W TEXAS + 3¹/₂ US 5 PITTSBURG
 L PENN ST US 2¹/₂ CLEMSON
 L FL ST A US NEB.
 W TEXAS ADM US 5 N. DAK
 W SYRACUSE US 2¹/₂ AUBURN
 L U.S.C. 2 US MICH ST
 W MIAMI US OKI - 3
 L ACHAMA - 2 US MICHIGAN
 W IND + 6¹/₂ US TENN

4550
 2000
 2550
 W L HOUSTON + 2 US SEATTLE

W 6 MINN AT N.O. 7

3/1/69
 9/1/68

4-9-87

2.

BALT * VS TEXAS

CHICAGO AT K.C.

SEATTLE AT CAL

ATLANTA VS PHILLY

IND AT CLEU - 2 1/2

SAC + 9 VS HOUSTON

PORTLAND + 1 VS PHOENIX

DALLAS + 2 1/2 VS C. ST

WASH - 2 L

CLEU + 6 1/2 W

CHICAGO - 1 W

C. ST - 6 1/2 L

B PHILLY AT ATL. L

B LA AT HOUST L

B CIN AT MONT W

PHILLY + 8 1/2 L

N. D. - 2 1/2 L

SAN ANT E L

DALLAS + 3 1/2 L

BOSTON L

CAL W

3/16/87

4 10-87

BOSTON	-6	L
MILL	-5	W
DET	+6	W
UTAH	-5	L
L.A.	-15 1/2	L
PORTLAND	-7 1/2	L

MINN		W
TEXAS		L
CINCY		W
PHILLY		L

4-11-87

CIN		W
ST LOUIS		W
L.A.		W

HOUS.	W	W
DET	W	
MIC	W	
SEATTLE	W	
PHILLY	L	

L	DENVER	+8 1/2
L	CLEU.	+9 1/2
L	SAN ANT.	+9 1/2
L	SAC.	-5

3/11/87
4/11/87

4-7 Basketball

W Chicago +2000

W Cleveland +2000

L Golden St -2200

L Washington -2200

} -400

4-7 Baseball

L Philly -2400

L LA Dodgers -2400

} -4800

4-8 Baseball

W Reds +2000

L Boston -2200

W Minnesota +2000

W California +2000

} +3800

4-8 Basketball

L San Antonio -2200

L Dallas -2200

L Philly -2200

L New Jersey -2200

} -8800

3/1/77
2 1/2

4-9 Baseball

L Philly -2600

W Baltimore +2000

L Kansas City -3000

L California -3600

-7200

4-9 Basketball

W Cleveland +2000

L Sacramento -2200

L Portland -2200

W Dallas +2000

-400

4-10 Basketball

L Boston -2200

W Detroit +2000

W Milwaukee +2000

L Utah -2200

L Zakes -2200

L Portland -2200

-4800

3/10/69

4-10 Baseball

L	Tex	-2800	}	- 2000
W	Min	+2000		
W	Reds	+2000		
L	Philly	-3200		

4-11 Baseball

W	St Louis	+2000	}	+6500 +10,800
W	Reds	+2000		
W	2A	+2000		
L	Phil	-3200		
W	Milwaukee	+2000		
W	Petroit	+2000		
W	Seattle	+2000		
W	Houston	+2000		

4-11 Basketball

L	Denver	-2200	}	-8800
L	Cleveland	-2200		
L	San Antonio	-2200		
L	Sacramento	-2200		

3/10/79

4-12 Baseball

L NY Mets -4800
W Philly +2000
L Cinny -3400
W LA +2000
L Cleveland -2800
W KC +2000
L Cal -2600
W Minn +2000

-5600

Balance - 28,200

23 WIN	29 LOSS
--------	---------

3/6/09

4-13 Basketball

L Atlanta	-2200	}	-4400
L Milwaukee	-2200		

4-13 Baseball

W Reds	+2000	}	-2000
L San Diego	-2400		
W 2A	+2000		
W Milwaukee	+2400		
L Minn	-2600		
L Philly	-3400		

4-14 Basketball

W Phoenix	+2000	}	+4000
W Cleveland	+2000		

4-14 Baseball

L St Louis	-4000	}	-6800
L Hooster	-2000		
W Reds	+2000		
L Detroit	-2000		
W NY	+2000		
L Oakland	-2800		

3/10/81

4-17 Baseball

W Chicago	+2000	}	-2600
L Philly	-2200		
L Dallas	-2200		
L Texas	-2200		
W Wash	+2000		

4-17 Baseball

W Reds	+2000	}	+2600
L San Diego	-2000		
W Atlanta	+2600		
W Milwaukee	+2000		
L Minn	-2000		

4-18 Baseball

W Reds	+2000	}	+2400
L San Diego	-2400		
W St Louis	+2000		
L Toronto	-3200		
W Yank	+1000		
W Detroit	+1000		
W Baltimore	+2000		

3/10/89

4-18 Basketball

L New York -2200
L Seattle -2200 } -4400

4-19 Baseball

L Reds -2000
L Philly -2400
W NY Yankees +2000
L NY Mets -2400
L Chicago -3600
W Milwaukee +2000
L Toronto -3000 } -9400

4-19 Basketball

L Atlanta -2200 } -2200

Balance -21,400
~~21,400~~

WIN 27
LOSS 30

3/10/78

4-20 Baseball

W Red	+2000	}	+2000
L 2A	-2000		
W NY Yanks	+2000		
W Minn	+2000		
L Chicag	-2000		

4-20 Hockey
Puck Philly 0

4-21 Baseball

W NY Mets	+2000	}	-3800
L Atlanta	-2000		
L St Louis	-3400		
L Cent	-2600		
L Detroit	-2000		
W Chicag	+2200		
W Minn	+2000		

4-21 Hockey

L Edmonton	-2000	}	0
W Toronto	+2000		

4-22 Baseball

L Atlanta	-2000	}	-5200
L St Louis	-2600		
L Reds	-2600		
W Boston	+2000		
RAIN Milwaukee	0		

4-22 Hockey

L Philly	-2000	}	-4000
L Montreal	-2000		

4-23 Basketball

W Chicago	+2000	}	+3800
W Lakers	+2000		
L Golden St	-2200		
W Dallas	+2000		

4-24 Basketball

W Atlanta	+2000	}	+3800
W Detroit	+2000		
L Milwaukee	-2200		
W Houston	+2000		

4-24 Baseball

W Reds	+2600	>	+2600
--------	-------	---	-------

4-25 Baseball

W Atlanta +2000
W Detroit +2000
L NY Yanks -3000
W Milwaukee +2000

} +3000

4-25 Basketball

L Lakers -2200
L Dallas -2200
W Golden St. +2000

} -2400

4-26 Basketball

W Detroit +2000
W Chicago +2000
W Indiana +2000
W Portland +2000
L Milwaukee -2200

} +5800

4-26 Hockey

L NY Islanders -2000
W Montreal +2000

} 0

Balance +5600

23 WIN
19 LOSS

3/10/88

Baseball

4-27 L Atlanta -2400
 L New York Mets -2800
 L Philly -3400
 W Seattle +2000
 L California -2800
 W Oakland +2000

-7450

4-27 Hockey
 W Toronto +2000
 L Winnipeg -2000

0

4-28 Baseball

L^A Dodgers -3200
 L Reds -4000
 W San Diego +2800
 W Toronto +2000
 W Cal. +2000
 L Detroit -2400
 W Oak +2000

-800

4-28 Basketball

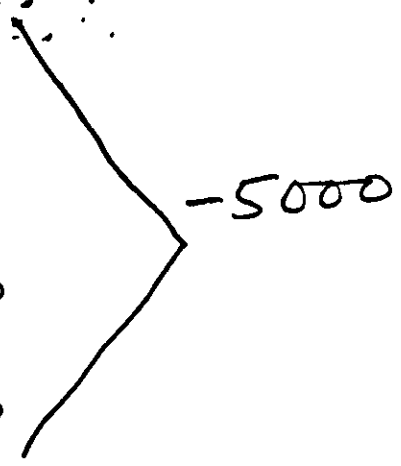
W Boston +2000
 W Seattle +2000
 W Houston +2000

+6000

3/10/27

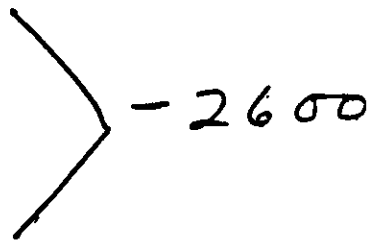
4-29 Baseball

- L Reds - 4000
- W NY Mets + 2000
- W Philly + 2000
- W St Louis + 2000
- W Toronto + 2000
- L NY Yanks - 2800
- L Seattle - 2800
- L Californi - 3400



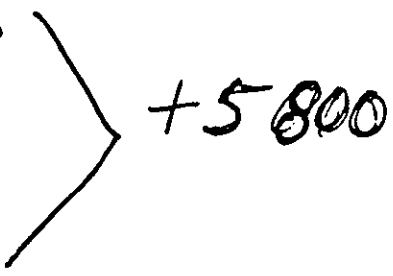
4-29 Basketball

- L Atlanta - 2200
- W Detroit + 2000
- L Philly - 2200
- W Lakers + 2000
- L Utah - 2200



4-30 Baseball

- W Seattle + 2000
- W St Louis + 2000
- L Chicago Cubs - 2200
- W Red + 2000
- W NY Mets + 2000



3/10/18

4-30 Basketball

L Portland	-2200	}	-200
W Seattle	+2000		

5-1 Baseball

W Cente	+2000	}	+600
W Mets	+2000		
L LA	-2200		
W Toronto	+2000		
L Balt	-2800		
L NY York	-2400		
W Houston	+2000		

5-1 Basketball

L Atlanta	-2200	}	-2400
L Milwaukee	-2200		
W Utah	+2000		

3/10/88

5-2 Hockey

W Philly +2000

W Montreal +2000

+4000

5-2 Baseball

L Mets -3000

W Toronto +2000

L Red Sox -2600

L Houston -2800

W NY Yankees +2000

W Pitt +2000

L St Louis -2800

W KC +2000

W California +2000

L Seattle +2400

-3600

~~2800~~

← Milwaukee won in the 9th inning

5-2 Basketball

L Houston -2200

> -2200

5-3 Baseball

W Red	+2000	}	+4800
RAIN Pitt	0		
L Houston	-3200		
RAIN LA	0		
W Chicago-Cubs	+2000		
W Toronto	+2000		
W Cal-P	+2000		

5-3 Basketball

W Detroit +5½	+2000	}	+1800
W Milwaukee -4½	+2000		
L Utah -6	-2200		

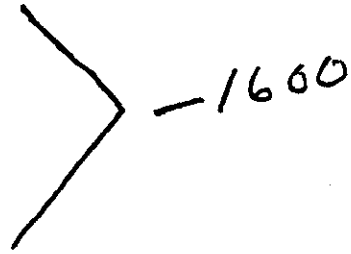
Balance -1200

39 WIN 30 LOSS

3/10/88

5-4 Baseball

W Yanks +2000
RAIN Toronto 0
W Atlanta +2000
L St Louis -2800
L LA -2800

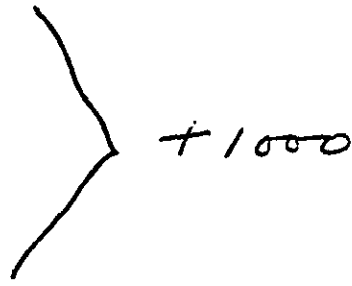


5-4 Hockey

L Montreal -2000
7 -2000

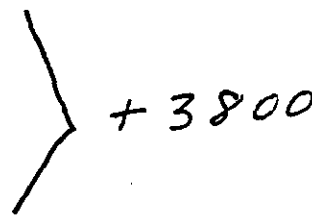
5-5 Baseball

W Reds +2600
L Detroit -3400
W Boston +2000
L Atlanta -3000
W Pitt +2800



5-5 Basketball

L Milwaukee -2200
W Seattle +2000
W Atlanta +2000
W B.S. +2000



5-6 Baseball

W Boston +2000

L Minn -3400

L Atlanta -2800

L Cubs -2000

W St Louis +2000

L San Fran -3200

-7400

5-6 Hockey

W Montreal +2000 > +2000

5-6 Boshnell W Bucks +2000 > +2000

5-8 Baseball

W Reds +2000

W Houston +2000

W Atlanta +2000

W Chicago +2000

L California -2800

L Detroit -2800

L Milwaukee -3200

-800

5-8 Hockey

L Montreal -3400

3/10/59

5-8 Basketball

L Boston - 2200
L Atlanta - 2200 } -4400

5-9 Baseball

L Houston - 2800
L Reds - 3400
W Atlanta + 2200
L Boston - 3000
L Milwaukee - 2800
W LA + 2000
L San Diego - 2000
L Chicago White Sox - 2600
L NY Yanks - 4000
L Detroit - 2800 } -19,200

5-9 The Line
(Home Team in Caps)
MAJOR LEAGUE BASEBALL
National League

Favorite	Odds	Underdog
HOUSTON 800	6	MONTREAL
CINCINNATI	7 1/2-5 1/2	Philadelphia
NY Yanks even	6	ATLANTA
SAN FRANCISCO	6-9	Pittsburgh
SAN DIEGO even	6	Chicago
LOS ANGELES	7-8	St. Louis

American League

Favorite	Odds	Underdog
Kansas City even	6	CLEVELAND
BOSTON	6-7	California
CHICAGO even	6	Baltimore
NEW YORK	8 1/2-9 1/2	Minnesota
DETROIT	6-7	Oakland
TEXAS	6-7	Toronto

5-9 Basketball

W LA + 2000
W Seattle + 2000 } +4000

5-9 Hockey

W Edmonton + 2000

3/18/89

5-10 Baseball

L Milwaukee	-3200
L Houston	-2800
L NY Mets	-2800
L Red	-3400
W San Diego	+2400
W LA	+2000
W Boston	+2000
W NY Yank	+2000
W Detroit	+2000

-1800

5-10 The Line
(Home Team in CAPS)
MAJOR LEAGUE BASEBALL
National League

Favorite	Odds	Underdog
HOUSTON	even-6	MONTREAL
NEW YORK	5/6-4 1/2	ATLANTA
CINCINNATI	7-8	PHILADELPHIA
CHICAGO	5/6-4 1/2	SAN DIEGO
ST. LOUIS	7 1/2-8 1/2	LOS ANGELES
SAN FRANCISCO	7 1/2-8 1/2	PITTSBURGH

American League

Favorite	Odds	Underdog
BOSTON	4 1/2-7 1/2	California
NEW YORK	8-9	Minnesota
CLEVELAND	even-6	Kansas City
DETROIT	7-8	Oakland
CHICAGO	even-6	Baltimore
MILWAUKEE	6 1/2-7 1/2	Seattle
TEXAS	even-6	Toronto

NBA BASKETBALL PLAYOFFS

Favorite	Points	Underdog
MILWAUKEE	3 1/2	Boston
DETROIT	3 1/2	Atlanta

Odds Courtesy of Am Field Sports, Las Vegas, Nev.

5-10 Basketball

W Boston	+2000
L LA	-1100
W Atlanta	+2000

+2900

5-10 Hockey

L Montreal	-4000
------------	-------

-4000

Balance -26,900

28 WINS
30 LOSS

3/20/82

5-11 Baseball

- W Reds +2000
- W NY Yanks +2000
- W Toronto +2000
- L Boston -4000
- L Atlanta -2000
- L Houston -3600
- L LA -3400
- L Detroit -2000

-9000

5-11 The Line
(Home Team in CAPS)
MAJOR LEAGUE BASEBALL

National League		
Favorite	Odds	Underdog
CINCINNATI	5 1/2-6 1/2	New York
MONTREAL	6-7	Atlanta
HOUSTON	7 1/2-8 1/2	PHILADELPHIA
LOS ANGELES	7-8	Chicago

American League		
Favorite	Odds	Underdog
NEW YORK	8-9	Chicago
BALTIMORE E.	6-7	Minnesota
CLEVELAND	6-7	Texas
BOSTON	8-10	Seattle
TORONTO	8 1/2-9 1/2	Kansas
CALIFORNIA even	6	DETROIT

Odds courtesy of Jim Feist Sports, Las Vegas, Nev.

5-11 Hockey

- W Edmonton +2000 > +2000

5-12 Baseball

- L Reds -2800
- W Atlanta +2000
- W LA +2000
- W Detroit +2000

+3200

The Line 5-12
(Home Team in CAPS)
MAJOR LEAGUE BASEBALL

National League		
Favorite	Points	Underdog
CINCINNATI	even-4	New York
PITTSBURGH	7-8	San Diego
MONTREAL	pick'em	Atlanta
HOUSTON	7-8	Philadelphia
SAN FRANCISCO	even-4	St. Louis
LOS ANGELES	6 1/2-7 1/2	Chicago

American League		
Favorite	Points	Underdog
NEW YORK	8-9	Chicago
BOSTON	7-8	Seattle
CLEVELAND	pick'em	Texas
DETROIT	even-4	California
Minnesota	pick'em	BALTIMORE
TORONTO	6-7	Kansas City
MILWAUKEE	6-7	Oakland

NBA PLAYOFFS

Favorite	Points	Underdog
HOUSTON	8	Seattle
L.A. LAKERS	16	Golden State

Odds Courtesy of Jim Feist Sports, Las Vegas, Nev.

5-12 Basketball

- W Seattle +2000
- W Golden State +2000

> +4000

3/10/58

5-13 Basketball
W Detroit +2000 } +4000
W Milwaukee +2000 }

5-13 Hockey - Rene
W Edmonton +500 } 500

Balance +4200

12 WIN
6 LOSS

WIN
+ 5600
+ 4200
9800

LOSS
- 28,200
- 21,400
- 1,200
- 26,900
77,700

77,700
- 9,800
67,900

-67,900

67,900 Losses
- 57,000 PAID
10,900 Val